

# CAPAROC E2 12-24DC/1-4A - Electronic circuit breaker



1115655

<https://www.phoenixcontact.com/us/products/1115655>

Please be informed that the data shown in this PDF document is generated from our Online Catalog. Please find the complete data in the user documentation. Our General Terms of Use for Downloads are valid.



2-channel electronic circuit breaker module for protecting 12 and 24 V DC loads against overload and short circuit. Nominal current adjustable from 1 A to 4 A via step switch. For DIN rail installation via the CAPAROC current rails.

## Your advantages

- The benchmark that you can customize with convenient nominal current level setting on the module
- Easy operation for everyone through tool-free assembly, uninterrupted installation, and transparent operating state
- Exceptionally easy design-in allows the nominal current to be extended beyond the specified levels via PROFINET

## Commercial Data

Item number	1115655
Packing unit	1 pc
Minimum order quantity	1 pc
Sales Key	CL11
Product Key	CLA233
GTIN	4063151040567
Weight per Piece (including packing)	96.4 g
Weight per Piece (excluding packing)	87.6 g
Customs tariff number	85363010
Country of origin	DE

# CAPAROC E2 12-24DC/1-4A - Electronic circuit breaker



1115655

<https://www.phoenixcontact.com/us/products/1115655>

## Technical Data

### Notes

#### General

Note	LABS release – in accordance with test specification VW PV 3. 10.7:2005-0
	When connecting the conductor, make sure that the CAPAROC modules are not pulled apart due to tensile force. Gaps must not be created between the modules.

### Product properties

Product type	Device circuit breakers
Product family	CAPAROC
Number of positions	1
No. of channels	2
Number of slots	2

#### Insulation characteristics

Protection class	III
Pollution degree	2

### Electrical properties

No. of channels	2
-----------------	---

#### General

Operating voltage	10 V DC ... 30 V DC
Rated voltage	12 V DC 24 V DC
Rated current $I_N$	4 A DC (per channel)
Rated current $I_N$	1 / 2 / 3 / 4 A DC (Adjustable via rotary coding switches) 1 / 2 / 3 / 4 A DC (can be set, in RC mode via power module with communication interface)
Rated current (pre-adjusted)	1 A
Rated surge voltage	0.5 kV
Tripping method	E (electronic)
Feedback resistance	max. 35 V DC
Switch-on delay	50 ms (each channel preset by default) can be adapted with CAPAROC PM IOL and CAPAROC PM PN power modules
Required backup fuse	Only required if $I_{max}$ of the power supply > the short-circuit switching capacity. Integrated failsafe element.
Short-circuit switching capacity	300 A
Dielectric strength	35 V DC (Load circuit)
Active current limitation	typ. $2.0 \times I_N$ at $I_N \leq 3$ A typically $1.5 \times I_N$ at $I_N = 4$ A
Fuse	electronic

# CAPAROC E2 12-24DC/1-4A - Electronic circuit breaker



1115655

<https://www.phoenixcontact.com/us/products/1115655>

Efficiency	> 99 %
Closed circuit current $I_0$	typ. 25 mA (no load at 24 V)
Power dissipation	typ. 0.6 W (no load at 24 V) < 1.1 W (in nominal operation at 24 V and 4 A)
Measuring tolerance I	± 10 % (typ.)
MTBF (IEC 61709, SN 29500)	11364927 h (at 25 °C with 21 % load) 5271554 h (at 40°C with 34.25% load) 640731 h (at 65°C with 100% load)
Voltage drop	0.06 V (at 4 A)
Fail-safe element	5 A DC (per output channel)

## Load circuit

Shutdown time	5 s (with overload 1.1...1.3 x $I_N$ at $I_N \geq 4$ A)
	5 s (for overload 1.1...1.7 x $I_N$ at $I_N < 4$ A)
	≤ 400 ms (max. 450 ms for high starting currents)
	typ. 20 ms (for short circuit > 1,5 x $I_N$ )
Undervoltage switch-off	≤ 8.5 V DC (active)
	≥ 9.2 V DC (inactive)
Overvoltage switch-off	≥ 32.5 V DC (active)
	≤ 30.5 V DC (inactive)
Max. capacitive load	≤ 60000 μF (Depending on the current setting and the short-circuit current available)

## Connection data

### Fuse-protected output

Connection method	Push-in connection
Stripping length	10 mm
Conductor cross section flexible	0.2 mm <sup>2</sup> ... 4 mm <sup>2</sup>
Conductor cross section rigid	0.2 mm <sup>2</sup> ... 4 mm <sup>2</sup>
Conductor cross section AWG	24 ... 12
Conductor cross section, flexible, with ferrule, with plastic sleeve	0.25 mm <sup>2</sup> ... 4 mm <sup>2</sup>
Conductor cross section flexible, with ferrule without plastic sleeve	0.25 mm <sup>2</sup> ... 4 mm <sup>2</sup>

## Signaling

Channel LED off	off (Channel switched off)
Channel LED yellow	lit (Channel switched on, channel load > 80% )
	two flashes (Check the installation, no communication to power module)
Channel LED green	lit (Channel switched on)
	flashing (Channel switched on, coding switch position is not equal to set value)
Channel LED red	lit (Channel switched off, over- or undervoltage active)
	ON temporarily (Channel switched off, 5 s cool-down phase, overload or short-circuit release)
	flashing (Channel switched off, ready to be switched back on,

# CAPAROC E2 12-24DC/1-4A - Electronic circuit breaker

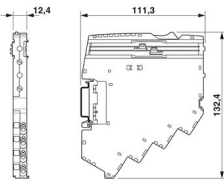


1115655

<https://www.phoenixcontact.com/us/products/1115655>

	overload or short-circuit release)
	two flashes (Channel switched off, system total current limit exceeded)
Channel LED red-yellow	flashing (Channel is overloaded and is switched off)
Channel LED red-green	flashing (Channel switched off, programming mode active, current adjustment after overload or short-circuit release)

## Dimensions

Dimensional drawing	
Width	12.4 mm
Height	132.4 mm
Depth	111.3 mm (incl. DIN rail 7.5 mm)

## Material specifications

Flammability rating according to UL 94	V-0
Material (GRP)	PA 6 (Housing)
	PA 6 (Pusher)
	PA 6 (Release lever)
	PC (Fiber optics)

## Environmental and real-life conditions

### Ambient conditions

Degree of protection	IP20
Ambient temperature (operation)	-30 °C ... 65 °C (The temperature range of the power module must be taken into consideration)
Ambient temperature (storage/transport)	-40 °C ... 70 °C
Altitude	≤ 4000 m (amsl)
Humidity test	96 h, 95 % RH, 40 °C
Shock (operation)	30g (11 ms period, half-sine shock pulse, according to IEC 60068-2-27)
	25g (6 ms duration, half-sine shock pulse in accordance with IEC 60068-2-27, continuous shock)
Vibration (operation)	5g (10 ... 150 Hz / 10 cycles / axis / X, Y, Z)

## Approvals

### UL approval

Identification	UL/C-UL Listed UL 508
	UL Recognized UL 2367
	UL 121201 Class I, Division 2, Groups A, B, C, D, T4A
	NEC Class 2 according to UL 1310

# CAPAROC E2 12-24DC/1-4A - Electronic circuit breaker



1115655

<https://www.phoenixcontact.com/us/products/1115655>

## Standards and regulations

Standards/specifications	EN 61000-6-2
Standards/specifications	EN 61000-6-3
Standards/specifications	EN 60068-2-78
Standards/specifications	EN 50178
Standards/specifications	EN 60068-2-6
Standards/specifications	EN 60068-2-27

## Mounting

Mounting type	pluggable onto CAPAROC CR... current rail
---------------	---

# CAPAROC E2 12-24DC/1-4A - Electronic circuit breaker

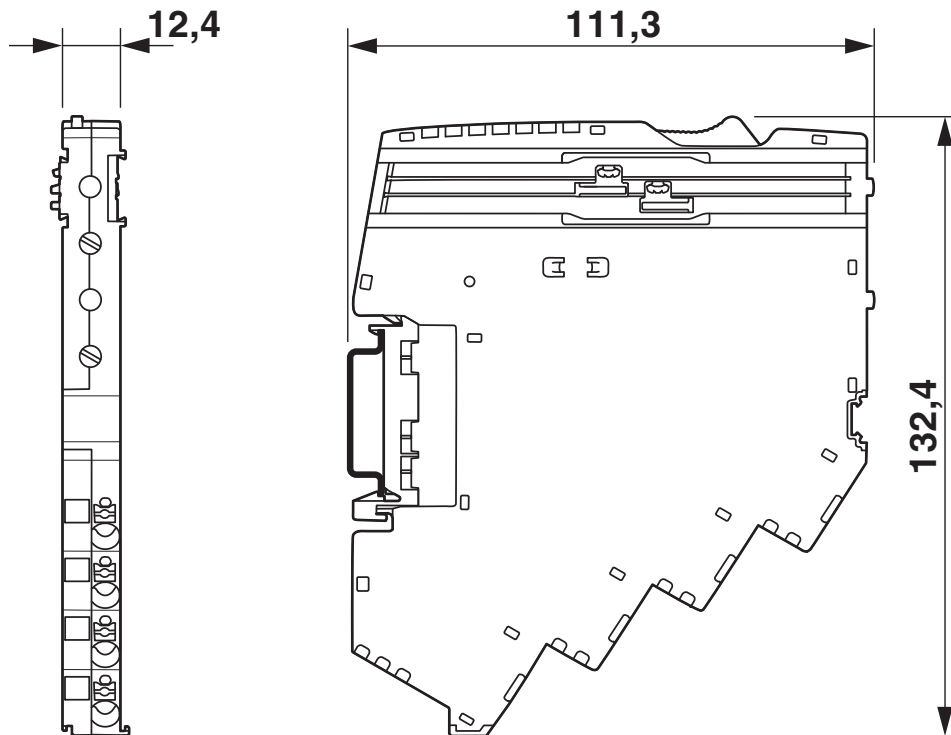


1115655

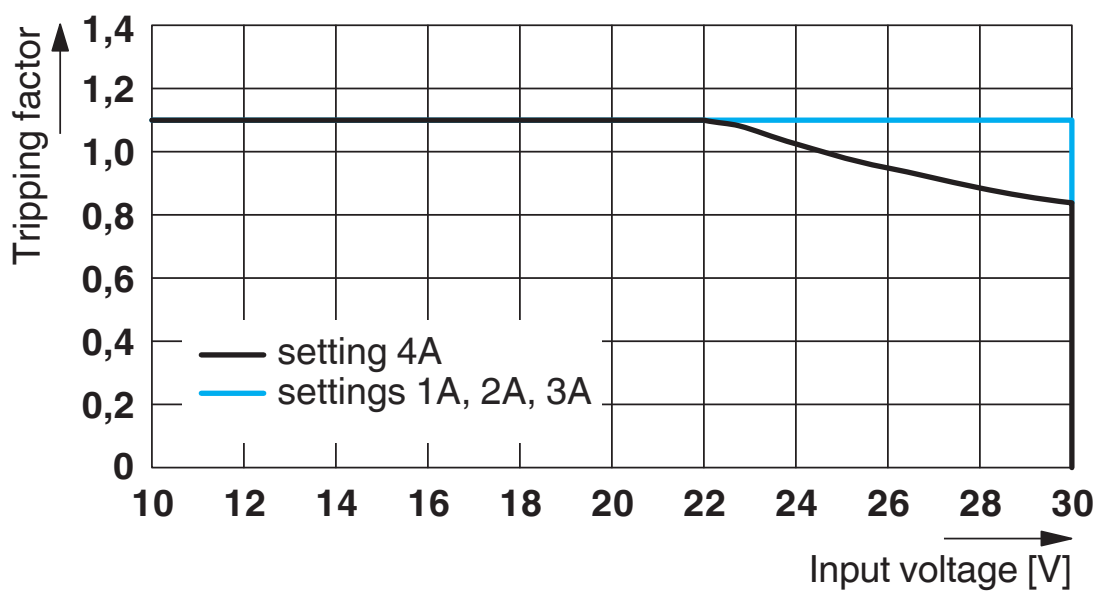
<https://www.phoenixcontact.com/us/products/1115655>

## Drawings

Dimensional drawing



Diagram



Tripping characteristic according to the input voltage

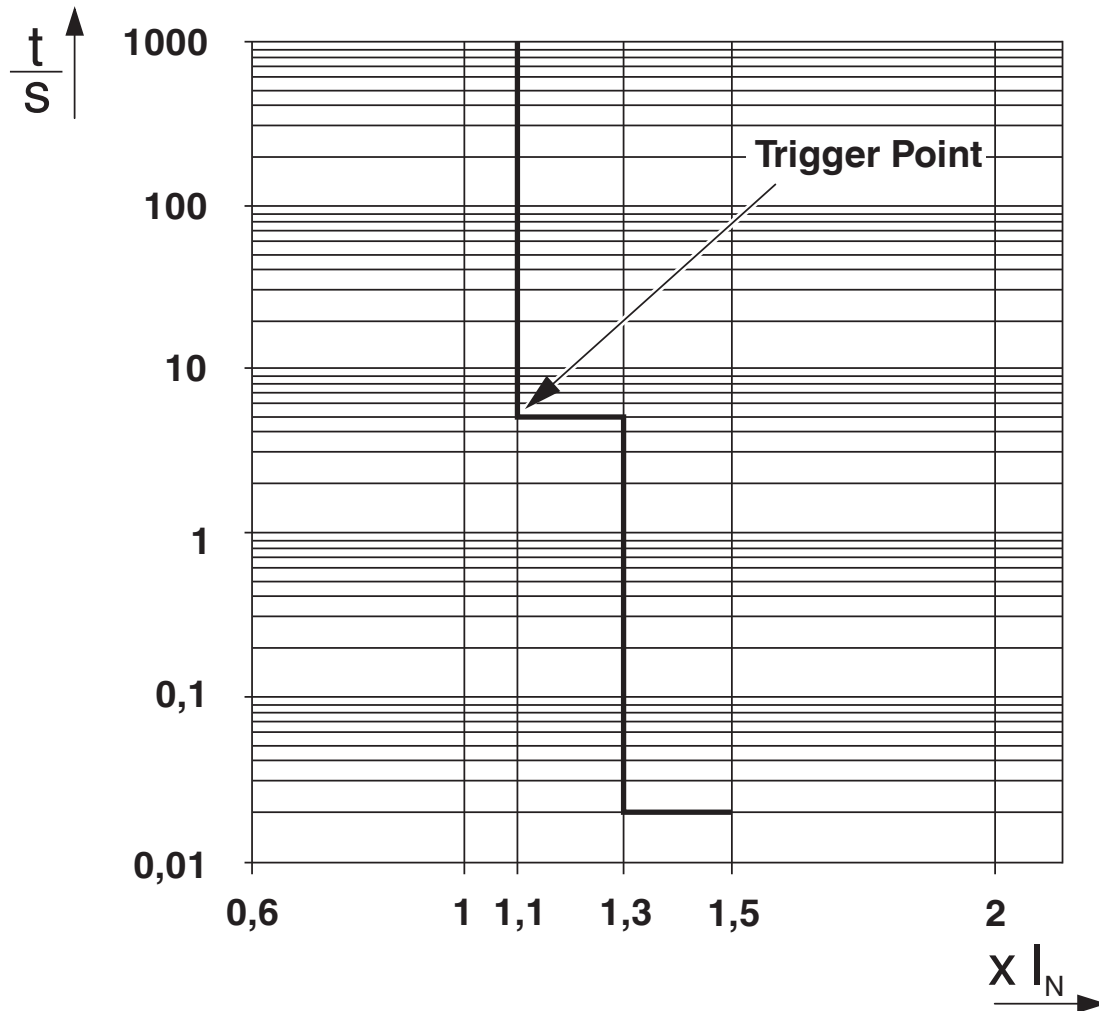
# CAPAROC E2 12-24DC/1-4A - Electronic circuit breaker



1115655

<https://www.phoenixcontact.com/us/products/1115655>

Diagram



Tripping characteristic 4 A

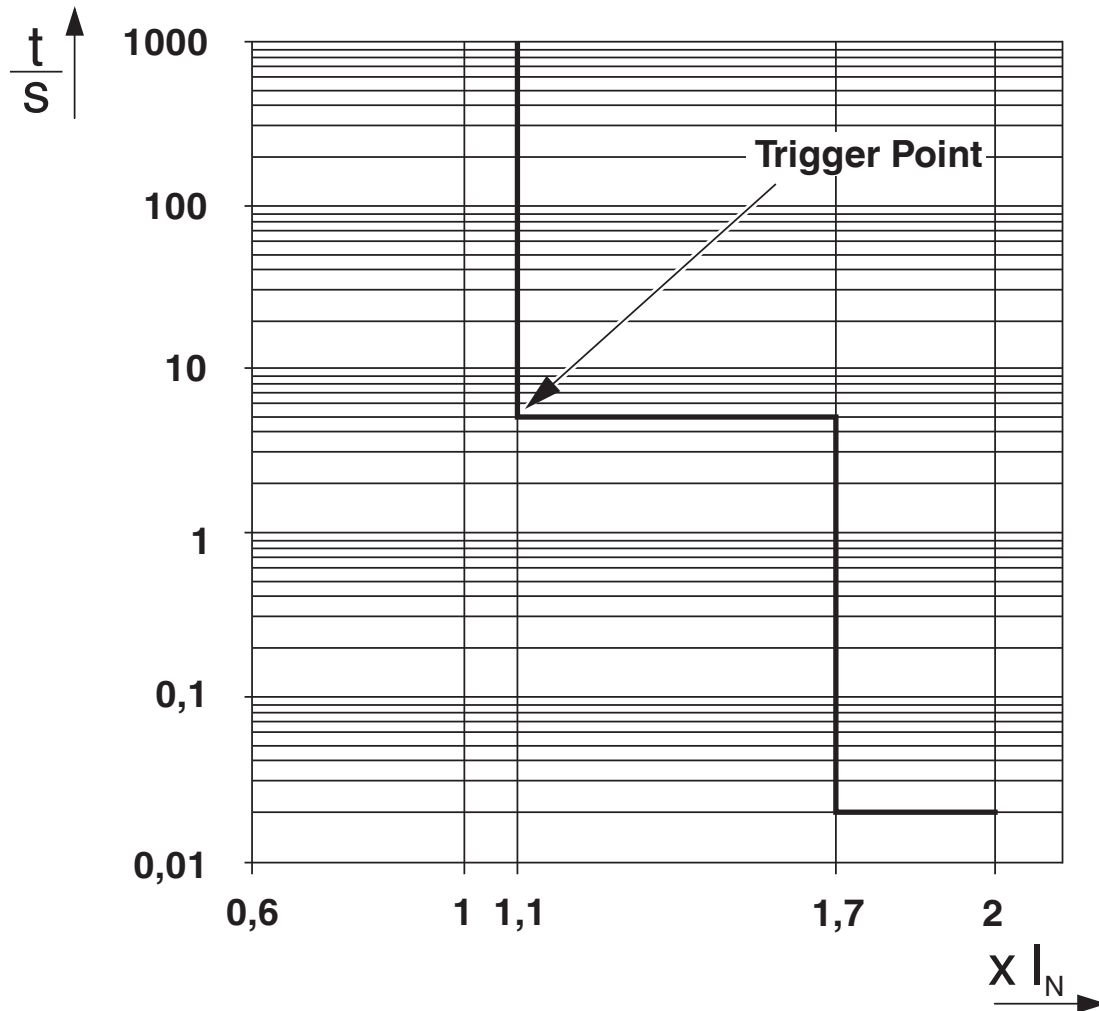
# CAPAROC E2 12-24DC/1-4A - Electronic circuit breaker



1115655

<https://www.phoenixcontact.com/us/products/1115655>

Diagram



Tripping characteristic < 4 A



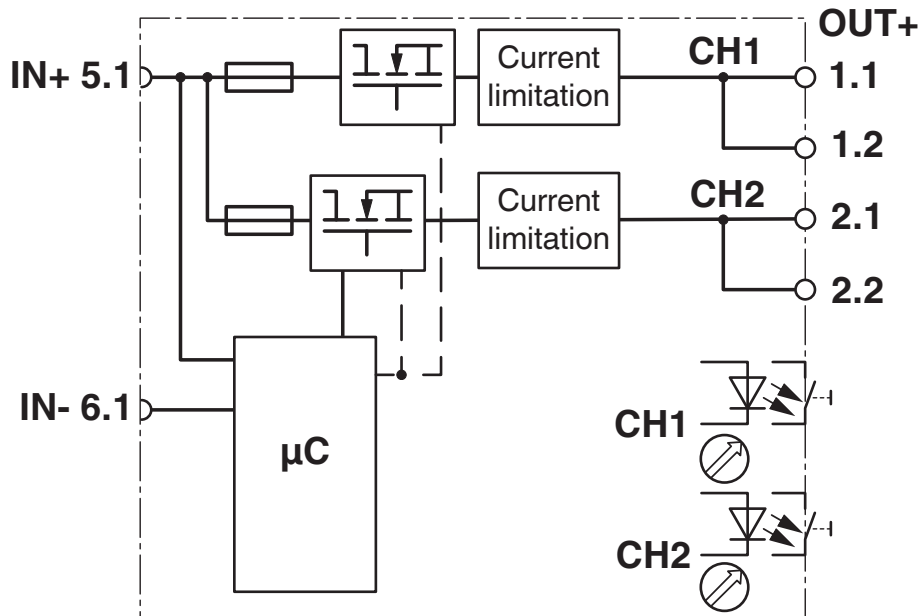
# CAPAROC E2 12-24DC/1-4A - Electronic circuit breaker



1115655

<https://www.phoenixcontact.com/us/products/1115655>

Block diagram



# CAPAROC E2 12-24DC/1-4A - Electronic circuit breaker



1115655

<https://www.phoenixcontact.com/us/products/1115655>

## Approvals

To download certificates, visit the product detail page: <https://www.phoenixcontact.com/us/products/1115655>



**UL Recognized**

Approval ID: FILE E 317172



**UL Listed**

Approval ID: FILE E 123528



**cUL Listed**

Approval ID: FILE E 123528



**UL Recognized**

Approval ID: FILE E 324415



**cUL Listed**

Approval ID: FILE E 483407



**UL Listed**

Approval ID: FILE E 483407

# CAPAROC E2 12-24DC/1-4A - Electronic circuit breaker



1115655

<https://www.phoenixcontact.com/us/products/1115655>

## Classifications

### ECLASS

ECLASS-11.0	27140401
ECLASS-12.0	27140401
ECLASS-13.0	27140401

### ETIM

ETIM 8.0	EC003538
----------	----------

### UNSPSC

UNSPSC 21.0	39121400
-------------	----------

# CAPAROC E2 12-24DC/1-4A - Electronic circuit breaker



1115655

<https://www.phoenixcontact.com/us/products/1115655>

## Environmental Product Compliance

REACH SVHC	Lead 7439-92-1
China RoHS	Environmentally Friendly Use Period = 50 years
	For information on hazardous substances, refer to the manufacturer's declaration available under "Downloads"

# CAPAROC E2 12-24DC/1-4A - Electronic circuit breaker



1115655

<https://www.phoenixcontact.com/us/products/1115655>

## Mandatory Accessories

### CAPAROC CR 20 - Busbar

1110989

<https://www.phoenixcontact.com/us/products/1110989>

Busbar for CAPAROC system with 20 slots. For installation on a DIN rail.



---

### CAPAROC CR 8 - Busbar

1115672

<https://www.phoenixcontact.com/us/products/1115672>

Busbar for the CAPAROC system with 8 slots. For installation on a DIN rail.



# CAPAROC E2 12-24DC/1-4A - Electronic circuit breaker

1115655

<https://www.phoenixcontact.com/us/products/1115655>

## CAPAROC PM S-R - Power module

1115661

<https://www.phoenixcontact.com/us/products/1115661>



Power module with status output and reset input for supplying the CAPAROC circuit breaker system with 12 or 24 V DC. For DIN rail installation via the CAPAROC current rails.

---

## CAPAROC PM PN - Power module

1110986

<https://www.phoenixcontact.com/us/products/1110986>



Power module with PROFINET interface for supplying the CAPAROC circuit breaker system with 12 or 24 V DC. Additional system interface for communication with the power supply. For DIN rail installation via the CAPAROC current rails.

---

## Accessories

# CAPAROC E2 12-24DC/1-4A - Electronic circuit breaker

1115655

<https://www.phoenixcontact.com/us/products/1115655>

## CAPAROC PD 0V - Potential distributors

1110987

<https://www.phoenixcontact.com/us/products/1110987>



Potential distributor with Push-in connections for directly connecting the 0 V return conductor in the CAPAROC system. For DIN rail installation via the CAPAROC current rails.

---

## UC-TMF 6 - Marker for terminal blocks

0818140

<https://www.phoenixcontact.com/us/products/0818140>



Marker for terminal blocks, Sheet, white, unlabeled, can be labeled with: BLUEMARK ID COLOR, BLUEMARK ID, BLUEMARK CLED, PLOTMARK, CMS-P1-PLOTTER, mounting type: snapped, for terminal block width: 6.2 mm, lettering field size: 5.6 x 5.1 mm, Number of individual labels: 80

# CAPAROC E2 12-24DC/1-4A - Electronic circuit breaker



1115655

<https://www.phoenixcontact.com/us/products/1115655>

## UCT-TMF 6 - Marker for terminal blocks

0828746

<https://www.phoenixcontact.com/us/products/0828746>



Marker for terminal blocks, Sheet, white, unlabeled, can be labeled with: TOPMARK NEO, TOPMARK LASER, BLUEMARK ID COLOR, BLUEMARK ID, BLUEMARK CLED, THERMOMARK PRIME, THERMOMARK CARD 2.0, THERMOMARK CARD, mounting type: snapped, for terminal block width: 6.2 mm, lettering field size: 5.4 x 4.7 mm, Number of individual labels: 60

---

## UC-TM 12 - Marker for terminal blocks

0819194

<https://www.phoenixcontact.com/us/products/0819194>



Marker for terminal blocks, Sheet, white, unlabeled, can be labeled with: BLUEMARK ID COLOR, BLUEMARK ID, BLUEMARK CLED, PLOTMARK, CMS-P1-PLOTTER, mounting type: snapped, for terminal block width: 12 mm, lettering field size: 11.45 x 10.5 mm, Number of individual labels: 40



# CAPAROC E2 12-24DC/1-4A - Electronic circuit breaker



1115655

<https://www.phoenixcontact.com/us/products/1115655>

## UCT-TM 12 - Marker for terminal blocks

0829144

<https://www.phoenixcontact.com/us/products/0829144>



Marker for terminal blocks, Sheet, white, unlabeled, can be labeled with: TOPMARK NEO, TOPMARK LASER, BLUEMARK ID COLOR, BLUEMARK ID, BLUEMARK CLED, THERMOMARK PRIME, THERMOMARK CARD 2.0, THERMOMARK CARD, mounting type: snapped, for terminal block width: 12 mm, lettering field size: 10.8 x 9.6 mm, Number of individual labels: 30

---

## CAPAROC CR EXT20 - Busbar

1115674

<https://www.phoenixcontact.com/us/products/1115674>



Extension busbar with 20 slots for the CAPAROC system. For installation on a DIN rail.

# CAPAROC E2 12-24DC/1-4A - Electronic circuit breaker

1115655

<https://www.phoenixcontact.com/us/products/1115655>

## CAPAROC CR EXT8 - Busbar

1110990

<https://www.phoenixcontact.com/us/products/1110990>



Extension busbar with 8 slots for CAPAROC system. For installation on a DIN rail.

---

## CAPAROC CR EXT4 - Busbar

1110991

<https://www.phoenixcontact.com/us/products/1110991>



Extension busbar with 4 slots for the CAPAROC system. For installation on a DIN rail.

# CAPAROC E2 12-24DC/1-4A - Electronic circuit breaker



1115655

<https://www.phoenixcontact.com/us/products/1115655>

## CAPAROC CR CON - Metal part

1270955

<https://www.phoenixcontact.com/us/products/1270955>



Metal extension rails from connecting CAPAROC initial busbars.

---

Phoenix Contact 2023 © - all rights reserved

<https://www.phoenixcontact.com>

Phoenix Contact USA  
586 Fulling Mill Road  
Middletown, PA 17057, United States  
(+717) 944-1300  
[info@phoenixcon.com](mailto:info@phoenixcon.com)